

ATLANTIC THEATER COMPANY

Our **Fall Reunion Reading Series** (featuring *Skeleton Crew* and *Guards at the Taj*) is viewable via broadcast on desktops, laptops, tablets, smartphones and SmartTVs. All events will begin promptly at show time, so make sure to allow for a few minutes to get set up before our curtain rises. Remember that all performances are listed in Eastern Time!

Skeleton Crew runs approximately 110 minutes, with a brief 5-minute intermission noted by a countdown clock on your screen.


Guards at the Taj will run approximately 80 minutes without an intermission.

Here are some tips for a smooth viewing experience:

1. Make sure you have a strong internet connection

Please know that as much as we'd like to help, Atlantic cannot be responsible for assisting with individual internet connections. Slower connections are indicated by buffering, constantly loading videos, choppy videos and/or a video that is constantly freezing.

2. Stream Viewing Step-by-Step

If your screen freezes: hit the refresh button in the browser at the top of your screen! On most browsers the icon looks like this:  If this doesn't work, please check your internet connectivity.

Option A: Viewing via the Atlantic Website

You will receive a private URL and associated password. You'll need to enter this password to access the protected page on our website. The show will automatically begin playing at show time. If the stream does not begin automatically at that time, try refreshing your browser!



Option B: Viewing via YouTube

STREAMING YOUTUBE TO YOUR TV

1. No sign-in required

- Be sure your streaming device or SmartTV and your phone are on the same WiFi


ATLANTIC THEATER COMPANY

- Open the link from the email on your phone
- Lightly tap the video
- Hit the PLAY ON TV button  or 

A pop up may appear if you have multiple devices—simply select the one that matches the room you are in.

2. Sign-in required

If you have the Amazon Fire TV/Firestick, Apple TV, Roku, Google Chromecast or a SmartTV:

- Download the YouTube app to the device
- Sign into your YouTube account on the device and mobile phone/computer
- Go to the link on your mobile/computer and add the video to your WATCH LATER  list
- When it's time for viewing: Open the YouTube app on your streaming device/TV—Select WATCH LATER in the left hand section—Select the Video
- If it does not appear first, select SORT BY at the top of your watch later section then select DATE ADDED (NEWEST)

If your question is not answered here or if you need further assistance, please reach out to marketing@atlantictheater.org! This email address will be monitored throughout the live event. If you have a question about your tickets, please email tickets@atlantictheater.org.